


Notley High School

Year 11 - 2025

Revision Countdown



How do you even begin a task as big as revising for your GCSEs? Some never answer this question. They 'freeze' and give up. This won't be you!

Others realise that the only thing you to do is take it chunk by chunk.

This document is not a revision guide or knowledge organiser. It's a run through of the topics you can tackle each week from now until your exams.

We have shared these with parents too. We hope it helps.

Good luck Year 11!


Biology, Chemistry, Physics and Combined Science

When is the exam?	<p>w/b 17th March. You will be sitting a Paper 2 exam consisting of the following topics:</p> <p>Biology paper 2 (topics 5-7) 5. Homeostasis and response 6. Inheritance, variation and evolution 7. Ecology</p> <p>Chemistry paper 2 (topics 13-17) 13. The rate and extent of chemical change 14. Organic chemistry 15. Chemical analysis 16. Chemistry of the atmosphere 17. Using resources</p> <p>Physics paper 2 (topics 22 – 24) 22. Forces 23. Waves 24. Magnetism and electromagnetism (Space Physics in addition for Triples)</p>
How often should you revise?	At least 1 hour a week for each Biology, Chemistry and Physics
What materials do you need to revise?	<p>All students can be working on developing their science knowledge independently using the following resources:</p> <ol style="list-style-type: none">1. Notley High School SharePoint – Science – KS4. Here there are 5 folders that are useful to the students.<ol style="list-style-type: none">a. Biology/Chemistry/Physics. In each of these folders is information on the Required Practical's, including guides and videos (students can get asked questions on these practical's so must be able to understand how to set them up and take measurements) and also a Topics folder. The topics folders are separated into Paper 1 and Paper 2 topics. Each subfolder has a knowledge PowerPoint for that topic, with embedded questions and answers, as well as more challenging 'Grasp It' questions and answers and knowledge mats for an overall summary. Chemistry and Physics also have information on the formulas/equations needed (all students will get the Physics Equation Sheet in the actual exam but it is important to recognise which one to use in different situations).b. A checklist folder which has all the checklists for both Combined and Separate Sciences.c. A Required Practical folder which has some good links to required practical's resources from Paper 1.2. Students can use Seneca learning for accessible online revision – teachers may choose to set homework/revision using Seneca but the resources are available at any time.

	<p>3. Past papers and mark schemes which can be found using the links below:</p> <p>Combined Science: AQA Resources Past Papers & AQA Mark Schemes</p> <p>Biology: AQA Resources Past Papers & AQA Mark Schemes</p> <p>Chemistry: AQA Resources Past Papers & AQA Mark Schemes</p> <p>Physics: AQA Resources Past Papers & AQA Mark Schemes</p>
<i>How should you revise?</i>	<i>Using the above resources, especially the past paper questions. Use the markscheme to create model answers, learn these and then test yourself and your memory.</i>
<i>Who can you contact for help?</i>	Your Science teachers as well as Mrs Howells: siobhan.howells@notleyhigh.com

GCSE Business– What should I revise?



<p>When is the exam?</p>	<p>Mock Exam:</p> <ul style="list-style-type: none"> • Will take place between Monday 24 February and Friday 28th February depending on which class you are in. <p>Final Exam dates:</p> <ul style="list-style-type: none"> • Paper 1: Investigating a Business Friday 9 May (PM) 1 ¾ hours • Paper 2: Building a Business – Friday 16 May (PM) 1 ¾ hours
<p>How often should you revise?</p>	<p>At least 1 hour a week</p>
<p>What materials do you need to revise?</p>	<p>Everything you need to support you is published on “Mr Wilson Key Stage 4 Business Teams” page.</p> <div style="text-align: center;">  <p>Mr Wilson's KS4 Business Team ...</p> </div> <p>Other things you can do are:</p> <ul style="list-style-type: none"> • Revision guides – On Teams • GCSE Business Exam guide – On Teams • BBC Bitesize Business • E-Revision (Zig Zag learning) • Websites <ul style="list-style-type: none"> • Businessed.co.uk • Tutor2u.net
<p>How should you revise?</p>	<ul style="list-style-type: none"> • Memorise the key terms • Practice past exams question available on Edexcel Business • Self test using flash cards made from revision guides • Videos on YouTube – <i>I like 2Teachers</i> https://www.youtube.com/c/TwoTeachers
<p>How can you get in touch with your teachers?</p>	<p>For all groups Via email Alan.wilson@notleyhigh.com</p>

	Paper 1 (1BS0/01) – Investigating Small Business
Week 1	<p>Topic 1.1 Enterprise and entrepreneurship</p> <ul style="list-style-type: none"> • 1.1.1 the dynamic nature of business • 1.1.2 Risk and reward • 1.1.3 The role of business enterprise <p>Topic 1.2 Spotting a business opportunity</p> <ul style="list-style-type: none"> • 1.2.1 Customer needs • 1.2.2 Market research • 1.2.3 Market segmentation • 1.2.4 The Competitive Environment
Week 2	<p>Topic 1.3 Putting a business idea into practice</p> <ul style="list-style-type: none"> • 1.3.1 Business aims and objectives • 1.3.2 Business revenues, costs and profits • 1.3.3 Cash and cash-flow • 1.3.4 Sources of business finance
Week 3	<p>Topic 1.4 Making the business effective</p> <ul style="list-style-type: none"> • 1.4.1 The options for start-up and small business • 1.4.2 Business location • 1.4.3 The marketing mix • 1.4.4. Business Plans •
Week 4	<p>Topic 1.5 Understanding external influences on business</p> <ul style="list-style-type: none"> • 1.5.1 Business stakeholders • 1.5.2 Technology and business • 1.5.3 Legislation and business • 1.5.4 The economy and business • 1.5.5 External influences
	Paper 2 (1BS0/02) Building a business
Week 5	<p>Topic 2.1 Growing the business</p> <ul style="list-style-type: none"> • 2.1.1 Business growth • 2.1.3 Business and globalisation • 2.1.4 Ethics, the environment and business
Week 6	<p>Topic 2.2 Making marketing decisions</p> <ul style="list-style-type: none"> • 2.2.1 Product • 2.2.1 Price • 2.2.3 Promotion • 2.2.4 Place • 2.2.5 Using the marketing mix to make business decisions
Week 7	<p>Topic 2.3 Making operational decisions</p> <ul style="list-style-type: none"> • 2.3.1 Business operations • 2.3.2 Working with suppliers • 2.3.3 Managing Quality • 2.3.4 The sales process
Week 8	<p>Topic 2.4 Making financial decisions</p> <ul style="list-style-type: none"> • 2.4.1 Business calculations • 2.4.2 Understanding business performance <p>Topic 2.5 Making human resource decisions</p> <ul style="list-style-type: none"> • 2.5.1 Organisational structures

- *2.5.2 Effective recruitment*
- *2.5.3 Effective Training and development*
- *2.5.4 Motivation*

Child Development

Revision session	Revision Session 1	Revision Session 2
Week 1	Reproduction male and female	Ante natal care - checks carried out
Week 2	Reproduction how it takes place	Special diagnostic tests
Week 3	Roles and responsibilities of parent hood	Preconception health decision to have children
Week 4	Signs and symptoms of pregnancy	Post-natal checks and premature baby
Week 5	Birth of a baby	Conditions for development - environment
Week 6	Types of delivery and pain relief	Conditions for development – routines SIDS
Week 7	Safety and accidents	Vaccinations and immunity
Week 8	Social safety and labelling	Childhood diseases and preparing for a hospital stay

GCSE Computer Science OCR J277



<i>How often should you revise?</i>	At least 1 hour a week
<i>What materials do you need to revise?</i>	<ul style="list-style-type: none">• Revision guide• Flash cards• BBC Bitesize
<i>How should you revise?</i>	<ul style="list-style-type: none">• Memorise the key terms with their definitions• Download python and get coding• Handwrite python, ERL and flowcharts• Self-test using flash cards• Long answer questions<ul style="list-style-type: none">○ Knowledge○ Application○ Evaluation
<i>How can you get in touch with your teacher?</i>	Via email Alexandar.lee@notleyhigh.com

Paper 1 Computer systems	
Week 1	<p>1.1 Systems architecture</p> <ul style="list-style-type: none"> • The fetch-execute cycle • Common CPU components and their function: <ul style="list-style-type: none"> ○ ALU (Arithmetic Logic Unit) ○ CU (Control Unit) ○ Cache ○ Registers ○ Von Neumann architecture: <ul style="list-style-type: none"> ○ MAR (Memory Address Register) ○ MDR (Memory Data Register) ○ Program Counter ○ Accumulator • How common characteristics of CPUs affect their performance: <ul style="list-style-type: none"> ○ Clock speed ○ Cache size ○ Number of cores • The purpose and characteristics of embedded systems
Week 2	<p>1.2 Memory and storage</p> <ul style="list-style-type: none"> • RAM and ROM • Common types of storage: <ul style="list-style-type: none"> ○ Optical ○ Magnetic ○ Solid state • Storage characteristics <ul style="list-style-type: none"> ○ Capacity ○ Speed ○ Portability ○ Durability ○ Reliability ○ Cost • The units of data storage • Base 2, 10 and 16 conversion • Text (ASCII and Unicode) • Images • Sound • Compression

Week 3	<p>1.3 Computer networks, connections and protocols</p> <ul style="list-style-type: none"> • Types of network (LAN, WAN) • Network performance factors • Network hardware • Network key terms <ul style="list-style-type: none"> ○ DNS (Domain Name Server) ○ Hosting ○ The Cloud ○ Web servers and clients ○ IP addressing and MAC addressing ○ Encryption • Topologies (star, mesh) • Method of connection (wired, wireless) • Standards and protocols, including layers <ul style="list-style-type: none"> ○ TCP/IP (Transmission Control Protocol/Internet Protocol) ○ HTTP (Hyper Text Transfer Protocol) ○ HTTPS (Hyper Text Transfer Protocol Secure) ○ FTP (File Transfer Protocol) ○ POP (Post Office Protocol) ○ IMAP (Internet Message Access Protocol) ○ SMTP (Simple Mail Transfer Protocol)
Week 4	<p>1.4 Network security</p> <ul style="list-style-type: none"> • Forms of attack • Prevention methods <p>1.5 Systems software</p> <ul style="list-style-type: none"> • Operating systems • Utility software <p>1.6 Ethical, legal, cultural and environmental impacts of digital technology</p> <ul style="list-style-type: none"> • Issues: Ethical, Legal, Cultural, Environmental, Privacy • The Data Protection Act 2018 • Computer Misuse Act 1990 • Copyright Designs and Patents Act 1988 • Software licences (i.e. open source and proprietary)

Paper 2 Computational thinking, algorithms and programming	
Week 5	<p>2.1</p> <ul style="list-style-type: none"> • computational thinking • Input, process, output • Algorithms <ul style="list-style-type: none"> ○ Flowcharts ○ Reference language/high-level programming language • Search: linear, binary • Sort: bubble, insertion, merge
Week 6	<p>2.2</p> <ul style="list-style-type: none"> • variables, constants, operators, inputs, outputs and assignments • Sequence, selection, iteration • Arithmetic and logic • Data types and casting • File handling – open, read, write, close • SQL • Arrays (1D and 2D) • Functions, procedures and parameter passing
Week 7	<p>2.3 Producing robust programs</p> <ul style="list-style-type: none"> • Defensive design • Authentication • Validation • Maintainability • testing <p>2.4 Boolean Logic</p> <ul style="list-style-type: none"> • Simple logic diagrams using the operators AND, OR and NOT • Truth tables • Combining Boolean operators using AND, OR and NOT • Applying logical operators in truth tables to solve problems
Week 8	<p>2.5 Programming languages and Integrated Development Environments</p> <ul style="list-style-type: none"> • Characteristics and purpose of different levels of programming language: <ul style="list-style-type: none"> ○ High-level languages ○ Low-level languages • The purpose of translators • The characteristics of a compiler and an interpreter • Common tools and facilities available in an Integrated Development Environment (IDE): <ul style="list-style-type: none"> ○ Editors ○ Error diagnostics ○ Run-time environment ○ Translators

GCSE AQA Design and Technology: Product Design Focus

How often should you revise?	- 30 minutes twice a week
Real Exam Date	- 18 th June 2025 AM
Mock Exam Date	- 13 th February 2025 AM
What materials do you need to revise?	<ul style="list-style-type: none"> • Knowledge Organisers (in new red books) • Exam style questions which can be found on Satchel One • Flash cards: ready-made were provided (empty cards back of red book in pouch)
How should you revise?	<ul style="list-style-type: none"> • Use purple book questions / exam questions uploaded to Satchel One Homework to test understanding • The purple Collins 9-1 GCSE Design and Technology revision book has a Revise/Practice/Review approach • Self-test using flash cards made from the knowledge organisers

All section and page numbers refer to your copy of Collins purple 9-1 GCSE Design and Technology revision book:

	Suggested Revision Session 1 (30 mins)	Suggested Revision Session 2 (30 mins)
Week 1	<ul style="list-style-type: none"> • The impact of new and emerging technologies purple book Revise p. 122 	<ul style="list-style-type: none"> • Maths/Science skills in DT p.6
Week 2	<ul style="list-style-type: none"> • Critical evaluation of new and emerging technologies p.124, 126 	<ul style="list-style-type: none"> • Sources, origins, physical and working properties, and social and ecological footprint p.126
Week 3	<ul style="list-style-type: none"> • How energy is generated and stored p.46 	<ul style="list-style-type: none"> • Selection of timbers p.64
Week 4	<ul style="list-style-type: none"> • Modern and smart materials, composite materials and technical textiles p.72 	<ul style="list-style-type: none"> • Forces and stresses p.50
Week 5	<ul style="list-style-type: none"> • Mechanical devices p.48,50 	<ul style="list-style-type: none"> • Stock forms, types and sizes p.80
Week 6	<ul style="list-style-type: none"> • Electronic systems p.10 	<ul style="list-style-type: none"> • Manufacturing to different scales of production p.92
Week 7	<ul style="list-style-type: none"> • The use of programmable components p.10 	<ul style="list-style-type: none"> • Specialist techniques, tools, equipment and processes (polymers) p.100
Week 8	<ul style="list-style-type: none"> • Ferrous and non-ferrous metals p.66 	<ul style="list-style-type: none"> • Surface treatments and finishes p.76
Week 9	<ul style="list-style-type: none"> • Papers and boards p.62 	<ul style="list-style-type: none"> • Thermoforming and thermosetting polymers p.68
Week 10	<ul style="list-style-type: none"> • Natural, synthetic, blended and mixed fibres, and woven, non-woven and knitted textiles p.70 	<ul style="list-style-type: none"> • Natural and manufactured timbers p.64
Week 11	<ul style="list-style-type: none"> • Contexts which inform design outcomes p.8 	<ul style="list-style-type: none"> • Environmental, social and economic challenges p.126

GCSE Art, Craft and Design



Exam board – Eduqas

Exam date: April Thursday 24th and Friday 25th

Exam board guidance:

[GCSE Art and Design - BBC Bitesize](https://www.bbc.co.uk/bitesize/examspecs/zkpjxg8)

<https://www.bbc.co.uk/bitesize/examspecs/zkpjxg8>

Meeting assessment objectives:

<https://www.bbc.co.uk/bitesize/guides/zpcndx/revision/1>

<https://www.bbc.co.uk/bitesize/guides/zpcndx/revision/2>

Externally set exam guide:

<https://www.bbc.co.uk/bitesize/guides/zwxfrm/revision/1>

Annotating your work:

<https://www.bbc.co.uk/bitesize/guides/z4w6fdm/revision/1>

Exam

CHECKLIST & SCHEDULE

EXAM DATE:

ALL EXAM PREP MUST BE COMPLETED BEFORE 10 HR EXAM

WEEK 1-2

ARTIST 1 - AO1

- images and information on the artist work
- an artist copy
- analysis on artist image- why you chose them
- your own drawing in style of artist

WEEK 3-4

ARTIST 2 - AO1

- images and information on the artist work
- an artist copy
- analysis on artist image- why you chose them
- your own drawing in style of artist

WEEK 5-6

DEVELOPMENT 1 - AO2/3

- 3 drawings inspired by both artists work
- working from your own photographs
- testing and experimenting with different media
- annotations

WEEK 7-8

RECORDING - AO3

- primary photographs linking to theme
- drawings in a range of different media. Cropped/enlarged studies x6
- annotations

WEEK 9-10

DEVELOPMENT 2 - AO2/3

- take one idea from development 1 and experiment further
- use own photographs
- experiment in media
- annotations

WEEK 11-12

FINAL IDEA - AO3

- trial your idea in thumbnail sketches
- test and explore different compositions of your outcome
- test and explore different media alternatives
- Annotate: a statement on how you explored your exam theme.

Create your mindmap and moodboards

Collect primary images relevant to topic

Complete any unfinished tasks

HOMEWORKS

GCSE Drama



How often should you revise?	30 minutes twice a week
What materials do you need to revise?	<ul style="list-style-type: none"> • CGP GCSE Drama Grade 9-1 Revision Guide • Exam style questions • A copy of The It by Vivienne Franzmann • A copy of your '2 key moments' Mrs Doubtfire sheets
How should you revise?	Mind Maps Flash cards of key words and elements of styles Past papers Teach a friend/family Get a family/ friend to test you
How can you get in touch with your teachers?	Via email Lauren.White@notleyhigh.com

For all essay style answers you must use the frame:

WHEN? WHAT? HOW? WHY? (if it's Section B, include YOUR OPINION!)

	Revision 1 (30 mins)	Revision 2 (30 mins)
Week 1	<ul style="list-style-type: none"> • Memorise your Section B intro and get someone to test you. (20 mins) • List key terminology for vocal skills (10 mins) 	<ul style="list-style-type: none"> • Memorise your Section B intro and get someone to test you. (20 mins) • List key terminology for physical skills (10 mins)
Week 2	<ul style="list-style-type: none"> • Use a Section B practice question. Time yourself 25 minutes to answer it. 	<ul style="list-style-type: none"> • Use a Section B practice question. Time yourself 25 minutes to answer it.
Week 3	<ul style="list-style-type: none"> • Create a timeline for the plot of The It by Vivienne Franzmann • List the characters 	<ul style="list-style-type: none"> • In the exam you will have to choose a section of the text (it can't be the same extract as the one they give you). Looking over The It by Vivienne Franzmann, choose 3 scenes you would choose to write design ideas for. (15 mins) • Write an explanation of expressionist set design, give examples of what could be used. (15 mins)
Week 4	<ul style="list-style-type: none"> • Use a Section A essay style question (10-15 marks) that focuses on an element of design. Answer the question, time yourself 20 mins. 	<ul style="list-style-type: none"> • Use a Section A essay style question (10-15 marks) that focuses on a different element of design. Answer the question, time yourself 20 mins.

Week 5	<ul style="list-style-type: none"> List key terminology for physical skills (5 mins) Use a Section A essay style question (10-15 marks) that focuses on an element of acting that includes physical skills. Answer the question, time yourself 20 mins. 	<ul style="list-style-type: none"> List key terminology for vocal skills (5 mins) Use a Section A essay style question (10-15 marks) that focuses on an element of acting that includes vocal skills. Answer the question, time yourself 20 mins.
Week 6	<ul style="list-style-type: none"> Write down your memorised Section B intro List your 2 chosen moments of interaction (without looking at your Mrs Doubtfire sheet!) List your 2 chosen moments of vocal skills List your 2 chosen moments of physical skills 	<ul style="list-style-type: none"> Use a Section B practice question. Time yourself 25 minutes to answer it.
Week 7	<ul style="list-style-type: none"> Use a section A essay style question (10-15 marks) that focuses on an element of design. Answer the question, time yourself 20 mins. 	<ul style="list-style-type: none"> Use a Section A essay style question (10-15 marks) that focuses on an element of acting. Answer the question, time yourself 20 mins.
Week 8	<ul style="list-style-type: none"> Use a Section B practice question. Time yourself 25 minutes to answer it. 	<ul style="list-style-type: none"> Use a Section A essay style question (10-15 marks) that focuses on an element of design. Answer the question, time yourself 20 mins.

English Literature

Week	Checklist of revision to complete	What activity did I do?
1	Macbeth Character analysis - Lady Macbeth	https://www.youtube.com/watch?v=EmmyKMNIWpU
	Jekyll and Hyde – Key concepts and writer’s intentions	https://revisionworld.com/a2-level-level-revision/english-literature-gcse-level/dr-jekyll-and-mr-hyde-robert-louis-stevenson/key-themes-jekyll-and-hyde
	An Inspector Calls: Gerald	https://www.youtube.com/watch?v=rWr5xmM2vQ4 https://www.youtube.com/watch?v=qaBZ5S5Tc3M
2	Macbeth Character analysis – Macduff	https://www.youtube.com/watch?v=Q1_rW1vdhDE
	Jekyll and Hyde – Key characters	https://revisionworld.com/a2-level-level-revision/english-literature-gcse-level/dr-jekyll-and-mr-hyde-robert-louis-stevenson/characters-jekyll-and-hyde
	An Inspector Calls: Eva Smith/Daisy Renton	https://www.youtube.com/watch?v=B7pSGzIsnFE
3	Macbeth Character analysis - Banquo	https://www.youtube.com/watch?v=EHfMch6jP1g
	Poetry revision – Remains and London	https://www.youtube.com/watch?v=vmUCX-dSb9E https://www.youtube.com/watch?v=zHp8eVi27Nw https://www.youtube.com/watch?v=lo0GMqqEuus
	Unseen Poetry	https://www.poetryessay.co.uk/unseen-poetry-essays---autumn--today.html
	An Inspector Calls: Sheila	https://www.youtube.com/watch?v=1OmFUH7kBIU
4	Lady Macbeth Exemplars	Exemplar

	Poetry Revision – War Photographer and Charge of the Light Brigade	https://www.youtube.com/watch?v=HeZCQIUMQxl https://www.youtube.com/watch?v=OXVs8KydoNY&t=0s&list=PLqGFsWf-P-cAO64lBHZTFwTz2X0DD_Cxk&index=4
	Unseen Poetry - approaches	https://filestore.aqa.org.uk/resources/english/AQA-8702-UP-TG.PDF
	An Inspector Calls – Mr Birling	https://www.youtube.com/watch?v=6pHNQk1X4io
5	Macbeth – Character Analysis – The Witches	https://www.youtube.com/watch?v=06fxuAbd8c8
	Poetry Revision – Emigree and Kamikazee	https://www.youtube.com/watch?v=RfIJ8iXLfLc&t=12s https://www.youtube.com/watch?v=9zwoe5twfd4&t=1s
	Jekyll and Hyde – 10 things you didn't know	https://www.coursehero.com/lit/Dr-Jekyll-and-Mr-Hyde/things-you-didnt-know/
	An Inspector Calls: Exemplar Analysis On Lies and Deceit	https://www.youtube.com/watch?v=1bhxugOWZaA
6	Macbeth – Exemplar Analysis – Lady Macbeth	https://www.youtube.com/watch?v=krdX7ZBiqEg
	Poetry Revision – Bayonet Charge, Checking Out Me History	https://www.youtube.com/watch?v=6AMuwf9zzKM&t=915s https://www.youtube.com/watch?v=Mj1bMk_E7GQ
	Jekyll and Hyde themes	https://www.bbc.co.uk/bitesize/guides/z92trdm/revision/1
	An Inspector Calls: Stage Directions	https://www.youtube.com/watch?v=IRCqstRcSTs
7	Macbeth – Analysis – The Porter Scene	https://www.youtube.com/watch?v=WY7qhYF-8oc

	Poetry Revision – My Last Duchess	https://www.youtube.com/watch?v=T9h_csKEwxg&index=1&list=PLqGFsWf-P-cAO64IBHZTFwTz2X0DD_Cxk
	Jekyll and Hyde - Context	https://pmt.physicsandmathstutor.com/download/English-Literature/GCSE/Notes/AQA/The-Strange-Case-of-Dr-Jekyll-and-Mr-Hyde/Context%20-%20Dr%20Jekyll%20and%20Mr%20Hyde%20-%20AQA%20English%20Literature%20GCSE.pdf
	An Inspector Calls High Ability Revision	https://www.youtube.com/watch?v=M75yUsyNySY
8	Macbeth – Key Quotes	https://www.aqaenglishrevision.com/macbeth/key-quotes
	Poetry - Tissue and Ozymandias	https://www.youtube.com/watch?v=wVjZpi9Ikcl https://www.youtube.com/watch?v=d_Egz2bDQ0o
	Jekyll and Hyde - wider reading	http://h10e.teacher.edutronic.net/wp-content/uploads/sites/77/2015/11/Wider-Reading-Duality-in-Jekyll-and-Hyde.pdf
	Poetry – Unseen Poetry	https://www.youtube.com/watch?v=oKY_RRM-Wg&t=332s
	An Inspector Calls – Memory palace	https://www.youtube.com/watch?v=m6d5CXUVPII
9	Macbeth - Violence	https://www.youtube.com/watch?v=1a-boAvwhss
	Poetry – Extract From The Prelude	https://www.youtube.com/watch?v=5g3l1E1gHiM&t=0s&list=PLqGFsWf-P-cAO64IBHZTFwTz2X0DD_Cxk&index=5
	Animal Farm – Wider reading	https://www.salon.com/2018/05/24/george-orwells-animal-farm-guide-to-the-rise-of-authoritarianism-in-the-donald-trump-era/
	An Inspector Calls – Symbolism of Names	https://www.youtube.com/watch?v=M5i-IEh9nUg
10	Macbeth – Student Exemplar – Power	https://www.youtube.com/watch?v=RjRLaM4oNH8
	Poetry – Exposure, Storm on the Island, Poppies	https://www.youtube.com/watch?v=64FESmLvQEs&t=1293s&list=PLqGFsWf-P-cAO64IBHZTFwTz2X0DD_Cxk&index=7 https://www.youtube.com/watch?v=Sgsu_WgO9GY&t=0s&list=PLqGFsWf-P-cAO64IBHZTFwTz2X0DD_Cxk&index=10

		https://www.youtube.com/watch?v=FEqSAT77SDQ&t=0s&list=PLqGFsWf-P-cAO64IBHZTFwTz2X0DD_Cxk&index=14
	An Inspector Calls – Wider Reading	https://brookseenglishninjas.wordpress.com/wp-content/uploads/2018/10/an-inspector-calls-aim-higher-booklet.pdf
11	Poetry – Which Poems Compare well	https://www.youtube.com/watch?v=K_PtFsOPBg4
	Jekyll and Hyde – Relevance today and context	https://www.savemyexams.com/gcse/english-literature/aqa/17/revision-notes/2-the-19th-century-novel/dr-jekyll-and-mr-hyde/dr-jekyll-and-mr-hyde-context/
	<i>An Inspector Calls – Revising Themes</i>	https://www.youtube.com/watch?v=fZmfr76OHG8
	Macbeth – Greed and Ambition – Links to today	http://greedinmacbeth.weebly.com/connections-real-life.html
	Macbeth – Animal Imagery	U:\Subject Areas\English\GCSE\AQA GCSE English Literature\Macbeth\BIRD ANIMAL MOTIFS.pptx
	Final Tips Before Lit Paper 1	https://www.youtube.com/watch?v=xMdx8lwUUXs&t=12s
12	An Inspector Calls – Summaries before the exam	https://www.savemyexams.com/gcse/english-literature/aqa/17/revision-notes/3-modern-texts/an-inspector-calls/an-inspector-calls-plot-summary/
	Example of A level Poetry Analysis Unseen Poetry – Part 2 and 3	https://www.youtube.com/watch?v=4yAWudZ9Hc0 https://www.youtube.com/watch?v=2gwU26kNKGM https://www.youtube.com/watch?v=XXGogtEf-Rk
	Final Tips Before Lit Paper 2	https://www.youtube.com/watch?v=IKp4gn98etc

English Language

[Year 11 Spaced Revision Language Paper 1 and 2 tasks.pdf](#)

This link will take you to a revision PowerPoint with tasks and revision structures to help support your revision for English Language Paper 1 and Paper 2.

Remember that Sharepoint also has a wealth of resources across Language and Literature for you to use.

Remember also that your teacher will have put work and resources in your class Team and/or in Satchel One.

FOOD PREPARATION AND NUTRITION

Week 1	Energy Balance	The relationship between diet and health <i>A balanced diet to provide the correct combination of food and nutrients for good health</i>	Food security
Week 2	Protein	Technological developments to support better health and food production	Food security
Week 3	Water	Water soluble Vitamins. B group, C	Carbohydrates.
Week 4	Nutritional content of the main commodity groups.	Fat soluble Vitamins. A, D, E,K	Food Science <i>Working characteristics and the functional and chemical properties of ingredient groups: Carbohydrates – gelatinisation, dextrinization, caramelisation</i>
Week 5	Nutritional content of the main commodity groups.	Minerals	Food Science <i>Working characteristics and the functional and chemical properties of ingredient groups: Fats/oils: shortening, aeration, plasticity, emulsification.</i>
Week 6	Nutritional content of the main commodity groups.	Food Safety Bacteria	Food processing and production
Week 7	Sensory properties	Food Safety Moulds	Nutritional needs when selecting recipes for different groups of people
Week 8	Food source and supply Factors influencing food choice	Fat	Nutritional and dietary needs of different groups of people

French



How often should you revise?	15 minutes vocabulary every day on an online platform of your choice 45 minutes 3 times per week (1xtopic/1xgrammar/1xskill)
What materials do you need to revise?	<ul style="list-style-type: none"> • Knowledge Organisers • Revision Guide • Speaking exam sentence builders and answer booklet • AQA specification vocabulary booklet • Grammar booklet
How should you revise?	<ul style="list-style-type: none"> • BBC Bitesize has everything you need: • https://www.bbc.co.uk/bitesize/examspecs/z4yyjihv • Use the schedule on the following page and follow the links on the website • Your grammar booklet • Mind Map • Flashcards • Memrise • Quizlet • Seneca • GCSE Pod • YouTube videos • Past papers/questions (check Satchel One) • Teach a friend/family member • Revise together
How can you get in touch with your teachers?	Via email (depending on your teacher) Zena.coxon@notleyhigh.com
Date of written and speaking exam	Writing: Monday 10 th February (11D), Wednesday 12 th February (AMA) Speaking: w/c 10 th March

Week	Topic/vocabulary	Grammar	Skills
1	Me, my family and friends	F/H Present tense Nouns and articles	Role play Photocard

		H Present continuous	General conversation
2	Technology in everyday life	F/H Perfect tense Prepositions H Imperfect	Listening and Reading
3	Free time / Customs and festivals	F Imperfect Adjectives H Future and Conditional	Translation into and out of Spanish
4	Town and region	F Future and Conditional Adverbs H Pluperfect tense	Writing tasks
5	Social and global issues	F Perfect tense Pronouns H Modal verbs and infinitive phrases	Role play Photocard General conversation
6	Travel and tourism	F Present continuous Questions H Complex structures	Listening and Reading
7	Schools and Post-16	F Modal verbs and infinitive phrases Negatives H Subjunctive	Translation into and out of Spanish
8	Jobs and Future Plans	Idiomatic phrases	Writing tasks



<p>When is the mock exam?</p>	<p>11th March 2025 You will be sitting a Paper 3 exam consisting of the following topics:</p> <ul style="list-style-type: none"> • Urban futures • Climate change
<p>When are the final exams?</p>	<p>Paper 1 – Our natural World – 14th May 2025 Paper 2 – People and society – 6th June 2025 Paper 3 – Geographical exploration – 12th June 2025</p>
<p>How often should you revise?</p>	<p>At least 2 hours a week</p>
<p>What materials do you need to revise?</p>	<p>Case study revision guide</p> <p>CGP revision guide/Q&A book/revision cards</p> <p>Available on Sharepoint Past papers https://bridgeacademytrust.sharepoint.com/:f:/r/sites/NHS_Subjects_GG/KS4/Past%20papers?csf=1&web=1&e=dLcwQh</p> <p>Revision lists (by topic) https://bridgeacademytrust.sharepoint.com/:x:/r/sites/NHS_Subjects_GG/KS4/GCSE%20revision/Revision%20checklists%20for%20all%20units.xlsx?d=w647bf920a0425e052c944eaf0d1f0028&csf=1&web=1&e=QLah8D</p> <p>Knowledge organisers https://bridgeacademytrust.sharepoint.com/:f:/r/sites/NHS_Subjects_GG/KS4/GCSE%20revision/Knowledge%20organisers?csf=1&web=1&e=pl0o73</p> <p>Knowledge organiser videos https://bridgeacademytrust.sharepoint.com/:w:/r/sites/NHS_Subjects_GG/KS4/GCSE%20revision/Revision%20videos%20-%20all%20units.docx?d=wbdb3c66d37544bb8a993588a74b36b3c&csf=1&web=1&e=wyfkJx</p> <p>GCSE Pods https://bridgeacademytrust.sharepoint.com/:f:/r/sites/NHS_Subjects_GG/KS4/GCSE%20Pods?csf=1&web=1&e=UrIUun</p> <p>Case study revision sheets (if you have lost your case study revision guide) https://bridgeacademytrust.sharepoint.com/:f:/r/sites/NHS_Subjects_GG/KS4/GCSE%20revision/Case%20study%20revision%20sheets?csf=1&web=1&e=3oRCIW</p> <p>Blank knowledge organisers https://bridgeacademytrust.sharepoint.com/:f:/r/sites/NHS_Subjects_GG/KS4/GCSE%20revision/Blank%20KO?csf=1&web=1&e=izltzl</p> <p>Websites: Seneca GCSE bite size</p>
<p>How should you revise?</p>	<p>Lunchtime revision sessions Using the above resources, especially the past paper questions. Use the mark schemes to create model answers, learn these and then test yourself and your memory. GCSE Pods</p>

	Knowledge organiser videos Test yourself Revision cards Mind maps Blank knowledge organisers Revision clocks Knowledge check quizzes Seneca ...and many more
Who can you contact for help?	Your Geography teachers karen.wilcox@notleyhigh.com abigail.hooks@notleyhigh.com amy.spencer-damps@notleyhigh.com

Week	Session 1	Session 2
1	Global hazards Climatic hazards theory <ul style="list-style-type: none"> • Global atmospheric circulation • Extreme weather • Tropical storms El Niño and La Niña • Drought Case study – Boscastle (flash flood) Case study – Australia (drought)	Global hazards Tectonic hazards theory <ul style="list-style-type: none"> • Tectonic plates • Plate boundaries • Convection currents • Earthquakes • Volcanoes Case study – New Zealand 2011 (earthquake)
2	Dynamic Development <ul style="list-style-type: none"> • Measuring development • Uneven development • Factors affecting development • Increasing development • 	Dynamic Development Case study – Zambia
3	Distinctive landscapes - Coasts <ul style="list-style-type: none"> • UK landscape • Weathering • Erosion, transportation and deposition • Coastal landforms Case study – Overstrand (management) Case study – Durdle Door (landform)	Distinctive landscapes - Rivers <ul style="list-style-type: none"> • River landforms Case study – River Tees landforms (including named example High Force) and management
4	Urban Futures <ul style="list-style-type: none"> • Urban growth • Urbanisation in LIDC's • Suburbanisation • Counter-urbanisation • Re-urbanisation 	Urban Futures Case study – Istanbul (EDC) Case study – Birmingham (AC) Case study – Dhaka (slums)
5	Changing climates <ul style="list-style-type: none"> • Evidence of climate change • Causes of climate change (human and natural) • Global effects of climate change 	Changing climates Case studies – Effects of climate change in Tuvalu and the UK

6	<p>UK in the 21st Century</p> <ul style="list-style-type: none"> • Characteristics of the UK • Changing population of the UK • UK's ageing population • UK's changing economy • Economic hubs • UK's role in the World • UK media exports • Multicultural UK 	<p>UK in the 21st Century</p> <p>Case study – Cambridge (economic hub)</p> <p>Case study – Ukraine (conflict)</p>
7	<p>Sustaining ecosystems</p> <ul style="list-style-type: none"> • Ecosystems • Global biomes • Tropical rainforests • Human impacts on tropical rainforests <p>Case study - Ecuador</p>	<p>Sustaining ecosystems</p> <ul style="list-style-type: none"> • Polar environments • Human impacts on polar environments <p>Case study – Small scale – Arctic whaling</p> <p>Case study – Large scale – Antarctic treaty</p>
8	<p>Resource Reliance</p> <ul style="list-style-type: none"> • Resource supply and demand • Human uses of the environment • Food security • Access to food • Increasing food production • Ethical consumerism • Small-scale food production 	<p>Resource Reliance</p> <p>Case study – Tanzania</p> <ul style="list-style-type: none"> • Past attempt – Canada wheat program • Small scale – Goat aid • Large scale - SAGCOT
9	<p>Paper 1 – case studies</p> <ul style="list-style-type: none"> • Global hazards • Climate change • Physical fieldwork 	<p>Paper 1 – case studies</p> <ul style="list-style-type: none"> • Distinctive landscapes • Sustaining ecosystems • Physical fieldwork
10	<p>Paper 2 – case studies</p> <ul style="list-style-type: none"> • Dynamic Development • UK in the 21st Century • Human fieldwork 	<p>Paper 2 – case studies</p> <ul style="list-style-type: none"> • Urban Futures • Resource reliance • Human fieldwork

History



Exam Board- Edexcel

Mock Dates

11A - 27th Feb, P1

11b 1 and 2- 24th Feb, P5

11C- 25th Feb, P5

11D- 25th Feb, P2

Where to revise:

Sharepoint information, this is separated into different topics.

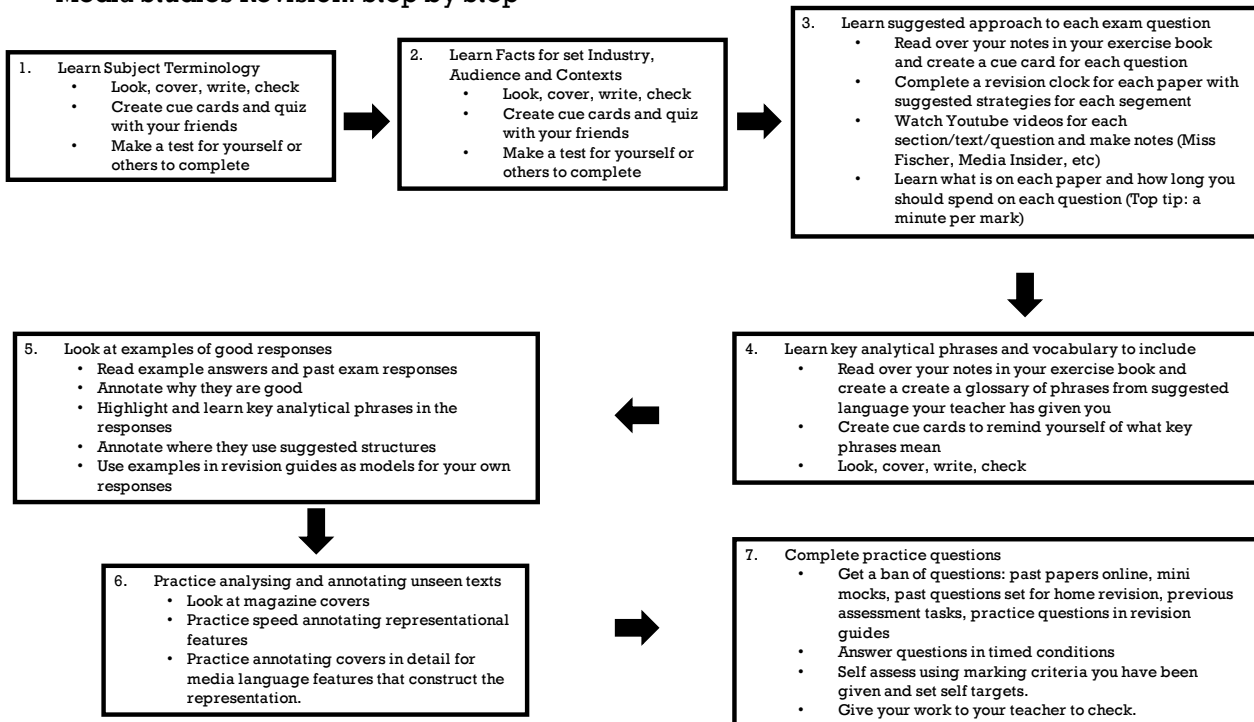
Classroom 42

Week	Task A input/output	Input Task B	Input Task C	Input Task D	Input Task E	Testing & application
1	P2 CW: Learn the order & main outcomes of the Yalta, Tehran and Potsdam conferences	P2 CW: What was the impact of Roosevelt's death & Churchill's replacement on the Grand Alliance?	Watch GCSE Pod Origins of the Cold War 'Yalta and Potsdam Conferences'	P2 CW: The breakdown of trust - ideology and the two telegrams	Watch GCSE Pod Origins of the Cold War 'Ideological differences'	P2 CW: Answer an 8 mark 'explain two consequences question' on a topic so far
2	P2 CW: Learn how Eastern Europe became Satellite states of the USSR & the impact on superpower relation	Watch GCSE Pod Origins of the Cold War 'Iron Curtain'	P2 CW: What was the Truman Doctrine & the Marshall Plan & what were the consequences of them	Watch GCSE Pod Origins of the Cold War 'Truman Doctrine & Marshall Plan'	What were Cominform, Comecon and NATO. What were the consequences of their establishment?	Test recall of weeks 1 and 2 focusing on consequences and importance.
3	Watch GCSE Pod Origins of the Cold War 'NATO'	P2 CW: the issue of Berlin and the Berlin Blockade 1948-49. What happened & what were the consequences?	Watch GCSE Pod Origins of the Cold War 'Berlin Blockade'	P2 CW: The Arms Race and the Warsaw Pact. Key events and consequences/ importance	Watch GCSE Pod Origins of the Cold War 'The Arms Race' AND 'The Warsaw Pact'	Choose any two Cold War essay questions on topics so far & bullet point your answers.
4	Test recall of weeks 1 to 3 focusing on consequences and importance.	P2 CW: Hungary - events of the uprising & Soviet invasion & the consequences & importance.	Watch GCSE Pod Origins of the Cold War 'Hungary'	P2 CW: The Berlin Crisis 1958-1961 - including building the Wall. Main events inc. summit meetings and consequences such as Kennedy's visit & speech etc.	Watch GCSE Pod Cold War Crises 'The Berlin Wall'	P2 CW: Answer an 8 mark 'narrative analysis question' on any topic revised so far
5	Watch GCSE Pod Cold War Crises 'The Cuban Missile Crisis'	P2 CW: Origins of Cuban Missile Crisis - including Bay of Pigs - key events & consequences	P2 CW: Cuban Missile Crisis - key events & consequences	P2 CW: Czechoslovakia - Prague Spring - reform and reaction. Key events & the consequences & importance inc. Brezhnev Doctrine.	Watch GCSE Pod Cold War Crises 'Czechoslovakia 1968'	Test recall of weeks 1 to 5 focusing on sequencing key points of events & consequences and importance.
6	Review impact on international and superpower relations of the Berlin Crisis; Cuban Missile crisis; Prague Spring	Watch GCSE Pod End of the Cold War 'Detente' AND 'SALT'	P2 CW: Détente inc SALT 1 and the Helsinki Accords. What were the consequences & their importance?	P2 CW: Salt 2 and its failure.	P2 CW; The invasion of Afghanistan - key events and consequences	Choose any two Cold War essay questions on topics so far & bullet point your answers.

7	<p>Test recall of weeks 1 to 6 focusing on sequencing key points of events & consequences and importance.</p>	<p>Watch GCSE Pod End of the Cold War 'The Russian invasion of Afghanistan'</p>	<p>P2 CW: Reagan & Gorbachev - changing attitudes. What was the sequence of events in change; what was the importance of change?</p>	<p>Watch GCSE Pod End of the Cold War 'Reagan & changing attitudes' AND 'Gorbachev and changing attitudes'</p>	<p>P2 CW Gorbachev's reforms and loosening Soviet control in Eastern Europe.</p>	<p>P2 CW: Answer an 8 mark 'narrative analysis question' on any topic revised so far</p>
8	<p>Watch GCSE Pod End of the Cold War 'the fall of communism in Eastern Europe'</p>	<p>P2 CW: The events of the fall of the Berlin Wall; its importance and consequences</p>	<p>P2 CW: The fall of the Soviet Union. Key events and significance</p>	<p>Watch GCSE Pod End of the Cold War 'the collapse of the Soviet Union'</p>	<p>Test recall of weeks 1 to 8 focusing on sequencing key points of events & consequences and importance.</p>	<p>Choose any two Cold War essay questions on topics so far & bullet point your answers.</p>

Media Studies - Eduqas C680QS

Media Studies Revision: Step by Step



Mock date in class: Paper 2 Section A mock both classes WK Commencing the 10th of March .
Paper 2 Section B Mock for both classes Wk. Commencing 24th March.

Exam dates:

Comp 1: 14th May

Comp 2: 22nd May

Links for revision

Eduqas fact sheets of set products

Paper 1 <https://resources.eduqas.co.uk/pages/ResourceSingle.aspx?rId=1885>

Paper 2 <https://resources.eduqas.co.uk/pages/ResourceSingle.aspx?rId=1602>

Exam walk through attached as copy

 [Eduqas GCSE Media Studies Component 1 EWT](#)

[\(1\).pptx](#)

Mrs fisher on YouTube. <https://www.youtube.com/@mrsfisher8961>

Eduqas revision exam walk throughs. <https://www.eduqas.co.uk/home/student-support/revision/revision-resources/>

Music



How often should you revise?	30 minutes twice a week
What materials do you need to revise?	<ul style="list-style-type: none"> • Your folder with your worksheets for each area of study • Satchel One and Teams – Revision resources for each area of study uploaded • YouTube access
How should you revise?	<ul style="list-style-type: none"> • Create flash cards or mind maps for each area of study • Self-test on the key features of each area of study • Listen to examples of each area of study on YouTube, identifying the key features as you listen • Memorise key vocabulary definitions • Complete practice questions • See the suggested revision tasks in the table below!
How can you get in touch with your teachers?	Via email Rebecca.swan@notleyhigh.com

Exam Date: Friday 7th March

Areas of Study

Conventions of Pop	1950's Rock and Roll Rock Anthems Pop Ballads Solo Artists	Musical features Guitar techniques Vocal techniques Music technology Dates and artists
Rhythms of the World	African drumming Samba Calypso Indian Classical music	Instruments used Musical features Key vocabulary

	Bhangra Greek Folk music Israeli and Palestinian Folk music	
Concerto through Time	Baroque Baroque concerto grosso Classical Romantic	Dates and composers Key musical features Instrument sounds Italian terms Key vocabulary
Film & Video Game Music	MAD TSHIRT Long answer questions How does the music represent...	Key vocabulary Instrument sounds

Revision Task (30 mins)	Revision Task (30 mins)
Learn 1950s Rock n Roll musical features	Learn Rock Anthems of the 1970s and 80s features
Memorize Calypso features	Memorize African drumming features
Practice describing a piece of film or game music using MAD TSHIRT	Listen to instruments from the orchestra on DSO kids or a similar website
Memorize Ballads of the 70, 80 and 90s features	Memorize the Italian words for tempo, dynamic markings and articulation
Memorize solo artist from 1990-present day features	Memorize the features of Romantic concerto
Memorize Samba features	Memorize Indian classical music features
Memorize Israeli and Palestinian folk	Practice describing a piece of film or game music using MAD TSHIRT
Memorize Greek folk features	Memorize Bhangra features
Memorize the features of a concerto grosso	Memorise the dates and composers for the different periods - Baroque, classical, Romantic
Practice hearing the difference between the concerto from Baroque, classical and Romantic period	Learn the features of classical concerto
Learn the features of Baroque concerto	Memorise the music technology key vocabulary and definitions
Memorize vocal techniques key vocabulary e.g. melisma, vibrato	Memorize MAD TSHIRT key words

Listen to examples from each of the Rhythms of the World areas of study to practice identifying them

Practice describing why a piece of film music portrays a specific mood

Physical Education



When is the mock exam?	Friday 7 th March 2025
How often should you revise?	At least 1 hour a week
What materials do you need to revise?	<p>Pearson Edexcel Revision guide; Q&A book; revision cards</p> <p>Knowledge Organisers</p> <p>GCSE PE revision booklet</p> <p>Past papers – Edexcel GCSE Physical Education (2016) Pearson qualifications</p> <p>Websites: Seneca GCSE bitesize Mr Wnuk PE</p>
How should you revise?	<p>Afterschool revision sessions</p> <p>Using the above resources, especially the past paper questions.</p> <p>Use the mark schemes to create model answers, learn these and then test yourself and your memory.</p> <p>Knowledge organisers</p> <p>Test yourself</p> <p>Revision cards</p> <p>Mind maps</p> <p>Knowledge check quizzes</p> <p>Seneca</p>
Who can you contact for help?	<p>Your teachers</p> <p>Claire.trafford@notleyhigh.com</p> <p>Alex.harrington@notleyhigh.com</p>

	Component 2 Revision Topics (mock exam)
	Trends and Strategies to Improve Participation

Socio-Cultural Influences	<ul style="list-style-type: none"> • 6 factors that affect participation in sport and • Examples of how each helps to improve participation • Names of national campaigns to improve participation
	<p style="text-align: center;">Barrier To Participation Levels</p> <ul style="list-style-type: none"> • Know the barrier to participation • Give examples of how each barrier stops people from participating in sport
	<p style="text-align: center;">Commercialisation of Sport</p> <ul style="list-style-type: none"> • Definitions of commercialisation, Sponsorship and the Golden Triangle • Understand the link between sport, sponsorship and the media (GOLDENT TRIANGLE) • Know positive and negative influences and sponsorship on sport • Know positive and negative influences of the media on sport
	<p style="text-align: center;">Ethical Issues in Sport</p> <ul style="list-style-type: none"> • Define sportsmanship, gamesmanship and deviance • Give examples of sportsmanship, gamesmanship and deviance • Know reasons for violence / deviance in sport
Sport Psychology	<p style="text-align: center;">Classification of Skill</p> <ul style="list-style-type: none"> • Know the 3 continuums – Open/Closed; High-organisational/Low-organisational; Simple/complex • Know sporting examples of each • Know the 4 types of practice and what type of performer would use them.
	<p style="text-align: center;">Goal Setting</p> <ul style="list-style-type: none"> • Know the 5 features of goal setting (SMART) with examples for each • Know 3 reasons why people use goal setting
	<p style="text-align: center;">Mental Preparation</p> <ul style="list-style-type: none"> • Know the different types of mental preparation techniques • Know the benefits of different types of techniques
	<p style="text-align: center;">Types of Guidance</p> <ul style="list-style-type: none"> • Know the 4 different types of guidance with sporting examples • Know advantages and disadvantages of each type of guidance
	<p style="text-align: center;">Types of Feedback</p> <ul style="list-style-type: none"> • Know the 4 different types of feedback with examples • Know the advantages and disadvantages of each type of feedback
	<p style="text-align: center;">Health, Fitness and Well-Being</p> <ul style="list-style-type: none"> • Definitions of health, fitness and well-being • Lifestyle choices and sedentary lifestyles. • Know social, mental and physical benefits and consequences to health because of sport
Health & Wellbeing	<p style="text-align: center;">Diet and Nutrition</p> <ul style="list-style-type: none"> • Know all 7 nutrients and give examples. • The definitions of macro and micro nutrients • Functions of the 7 nutrients in the body • Optimum Weight for performers and why.

Religious Studies



Mock exam – Week beginning the 10th March.

Topic: Living the Christian Life.

<i>How often should you revise?</i>	30 minutes twice a week
<i>What materials do you need to revise?</i>	<ul style="list-style-type: none">• Knowledge Organisers for exam 1 and 2 (your teacher will provide you with these)• Exam style questions which can be found on SharePoint.• Flash cards
<i>How should you revise?</i>	Mind Map Flash cards Past paper/question grid Knowledge questions and answers Taught a friend/family Get a family/ friend to test you.
<i>How can you get in touch with your teachers?</i>	Via email (depending on your teacher) lindsay.fouche@notleyhigh.com kate.parker@notleyhigh.com natalie.burroughs@notleyhigh.com

	Revision 1 (30 mins) Religion and Ethics (Christianity)	Revision 2 (30 mins) Religion, Peace & Conflict (Islam)
Week 1	Christian Beliefs <ul style="list-style-type: none"> • The Trinity • The creation of the universe • The Incarnation • The last days of Jesus' life 	Muslim Beliefs <ul style="list-style-type: none"> • The six Beliefs of Islam • The five roots of 'Usul ad-Din in Shi'a Islam • The nature of Allah • Risalah
Week 2	Christian beliefs <ul style="list-style-type: none"> • Salvation and the role of Christ within salvation • Atonement within Christianity and its link to salvation. • Christian eschatology • How beliefs about life after death are shown in the Bible. • The problem of evil/suffering and a loving and righteous God • Different solutions offered to the problem of evil/suffering and a loving and righteous God. 	Muslim Beliefs <ul style="list-style-type: none"> • Muslim holy books (kutub) • Malaikah • Al-Qadr • Akhirah
Week 3	Marriage and the Family <ul style="list-style-type: none"> • The importance and purpose of marriage for Christians • Christian teachings about the nature and importance of sexual relationships including homosexuality • Christian teachings about the purpose and importance of the family including • Support for the family in the local parish 	Crime and Punishment <ul style="list-style-type: none"> • Muslim attitudes towards justice • Muslim attitudes towards crime • Muslim teachings about good, evil and suffering • Muslim attitudes towards punishment • Muslim attitudes towards the aims of punishment
Week 4	Marriage and the Family <ul style="list-style-type: none"> • Christian teaching about family planning and regulation of births • Christian teachings and attitudes towards divorce and remarriage • Christian teaching about the equality of men and women in the family • Christian teachings about gender prejudice and discrimination including the role of women in the Church, prejudice and discrimination and Christian responses to them 	Crime and Punishment <ul style="list-style-type: none"> • Muslim teachings about forgiveness • Muslim responses to the nature and use of restorative justice • Muslim teachings about the treatment of criminals • Death penalty
Week 5	Living the Christian Life <ul style="list-style-type: none"> • Christian worship: liturgical and non-liturgical forms of worship • The role of the sacraments in Christian life and their practice in two denominations (Catholic and Church of England) • The nature and purpose of prayer. • Pilgrimage: the nature, history and purpose of pilgrimage, the activities associated with, and significance of, Jerusalem, Iona, Taize and Walsingham 	Living the Muslim Life <ul style="list-style-type: none"> • Ten Obligatory Acts of Shi'a Islam • Shahadah as one of the Five Pillars • Salah as one of the Five Pillars • Sawm as one of the Five Pillars • The significance of the Night of Power
Week 6	Living the Christian Life <ul style="list-style-type: none"> • Christian religious celebrations • The future of the Christian Church • The role and importance of the local church in the local community • The role and importance of the Church in the worldwide community and how and why it works for reconciliation and the problems faced by the persecuted Church 	Living the Muslim Life <ul style="list-style-type: none"> • Zakah as one of the Five Pillars and Khums • Hajj as one of the Five Pillars: • Jihad: the origins, meaning and significance of jihad in Islam • The nature, origins, activities, meaning and significance of the celebration/ commemoration of Id-ul-Adha, and Id-ul-Fitr in Sunni Islam, with reference to their place within Shi'a Islam; and Id-ul-Ghadeer, with reference to Hadith.

Week 7	Matters of Life and Death <ul style="list-style-type: none"> • Christian teachings about the origins and value of the universe: scientific explanations for the origins of the universe and Christian responses to them. • Christian teachings about the sanctity of life: why human life is holy. • Christian responses to scientific and non-religious explanations about the origins and value of human life, such as evolution and survival of the fittest. • Implications of the value and sanctity of life for the issue of abortion. 	Peace and Conflict <ul style="list-style-type: none"> • Muslim attitudes towards peace • The role of Muslims in peacemaking • Muslim attitudes to conflict • Pacifism • Just War theory
Week 8	Matters of Life and Death <ul style="list-style-type: none"> • Christian teachings and beliefs about life after death. • Christian responses to non-religious arguments against life after death. • Implications of Christian teachings about the value and sanctity of life for the issue of euthanasia, including support for hospice care. • Christian responses to issues in the natural world including pollution, global warming and the use of natural resources; stewardship and humanity's role as stewards. 	Peace and Conflict <ul style="list-style-type: none"> • Holy War • Weapons of mass destruction (WMD) • Issues surrounding conflict: divergent Muslim teachings and responses to the nature of problems involved in conflict – violence, war, and terrorism; how Muslims have worked to overcome these issues; non-religious (including atheist and Humanist) views towards the issues surrounding conflict and Muslim responses to them.

Spanish



<p>How often should you revise?</p>	<p>15 minutes vocabulary every day on an online platform of your choice 45 minutes 3 times per week (1xtopic/1xgrammar/1xskill)</p>
<p>What materials do you need to revise?</p>	<ul style="list-style-type: none"> • Knowledge Organisers • Revision Guide • Speaking exam sentence builders and answer booklet • AQA specification vocabulary booklet • Grammar booklet
<p>How should you revise?</p>	<ul style="list-style-type: none"> • BBC Bitesize has everything you need: https://www.bbc.co.uk/bitesize/examspecs/z4yyjihv Use the schedule on the following page and follow the links on the website • Your grammar booklet • Mind Map • Flashcards • Memrise • Quizlet • Seneca • GCSE Pod • YouTube videos • Past papers/questions (check Satchel One) • Teach a friend/family member • Revise together
<p>How can you get in touch with your teachers?</p>	<p>Via email (depending on your teacher) Sheila.greatrex@notleyhigh.com; robin.weiland@notleyhigh.com</p>
<p>Date of written and speaking exam</p>	<p>Writing: Monday 10th February Speaking: w/c 10th March</p>

Week	Topic/vocabulary	Grammar	Skills
1	Me, my family, and friends	F/H Present tense Nouns and articles H Present continuous	Role play Photocard General conversation
2	Technology in everyday life	F/H Preterite Adjectives H Imperfect	Listening and Reading
3	Free time / Customs and festivals	F Imperfect Adverbs H Future and Conditional	Translation into and out of Spanish
4	Town and region	F Future and Conditional Pronouns H Perfect tense	Writing tasks
5	Social and global issues	F Perfect tense Negatives H Modal verbs and infinitive phrases	Role play Photocard General conversation
6	Travel and tourism	F Present continuous H Complex structures	Listening and Reading
7	Schools and Post-16	F Modal verbs and infinitive phrases H Subjunctive	Translation into and out of Spanish
8	Jobs and Future Plans	Idiomatic phrases	Writing tasks